

THE FINEST FLOORING COLLECTION OF
ACTIVE HOLDINGS
TECHNICAL CATALOGUE

HAVE YOURSPACE FULL OF LIFE

CONTENTS

LC 55 LD 55 ENTRY RANGE	3
LC 150 LD 150 LL 150 PREMIUM	5
LD 250 PREMIUM	7
RD 300S RIGID	9
PARQUET LONG LIFE	11
MORE FACTS	14

EXCITING ENTRY!

MEISTER DESIGN LAMINATE FLOORING

LC 55 | LD 55 ENTRY RANGE


- THE STRONG & VIBRANT ENTRY RANGE IS THE PERFECT FLOORING FIT FOR YOUR POCKET!

MEISTER

Laminate Flooring MeisterDesign.

LC 55 | LD 55 ENTRY RANGE

Our entry level elegant laminate floors are the ideal solution for your budget! These strong floors with vibrant decors come in different wood structures, with flat & micro bevel edges around the floor-boards, making the entry level second to none.



TECHNICAL DATA

Effective Measurement **LC 55:** 1,288 x 198 x 7mm
(length x width x thickness) with **Flat Edge**


Effective Measurement **LD 55:** 1,288 x 198 x 7mm
(length x width x thickness) with **All Round Micro Bevel**



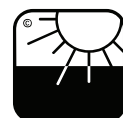
Wear Class: 31



Wear Resistance: AC3



Impact Resistance: IC 1



Colour Fastness: Stage 8



Formaldehyd Emissions:
≤ 0.05 ppm



Caster Resistance:
EN 13 329



Shifting Furniture Foot:
EN 13 329

Areas of application: All dry living areas | Commercial areas with medium wear E.g.: hotel rooms, small offices. | Not suitable for humid rooms (bathrooms) | Special requirements apply to treatment rooms & medical practices



www.laaser-engele.de/uz176



PRISTINE PREMIUM

MEISTER DESIGN LAMINATE FLOORING

LC 150 | LD 150 | LL 150 PREMIUM


● FROM CLASSIC TO PREMIUM, OUR SELECTION HAS BEEN UPGRADED WITH THE LATEST TECHNOLOGY!

MEISTER

Laminate Flooring MeisterDesign.

LC 150 | LD 150 | LL 150 PREMIUM

Our good old 'Classic' range has now been developed into the all-new 'Premium' selection & can withstand your day-to-day heavy activities, giving you peace of mind and time to react for eventualities! Inclusive of the latest AquaStop Edge technology & joint tightness, our Premium range assures you up to 4 hours protection at stagnant humidity!



LL 150


The miracle of flooring with eye-catching & trend-setting large wood-based planks to beautify any space!

Effective Measurement **LL 150: 2,052 x 220 x 8mm**
(length x width x thickness) with **All Round Micro Bevel**

Effective Measurement **LC 150: 1,288 x 198 x 8mm**
(length x width x thickness) with **Flat Edge**

Effective Measurement **LD 150: 1,288 x 198 x 8mm**
(length x width x thickness) with **Longitudinal V & micro bevel**

TECHNICAL DATA



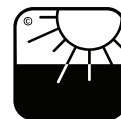
Wear Class: 32



Wear Resistance: AC4




Impact Resistance: IC 2



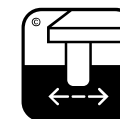
Colour Fastness: Stage 8



Formaldehyd Emissions:
≤ 0.05 ppm



Caster Resistance:
EN 13 329



Shifting Furniture Foot:
EN 13 329

Areas of application: All living areas | Commercial areas with normal wear E.g.: offices, waiting rooms, boutiques | Special requirements apply to treatment rooms & medical practices



THE REAL DEAL!

MEISTER DESIGN LAMINATE FLOORING

LD 250 PREMIUM

- AQUASAFE AND UP TO 24 HOURS OF PROTECTION FROM STAGNANT HUMIDITY!


ACTIVE
Active Holdings (Pvt) Ltd

MEISTER

Laminate Flooring MeisterDesign.

LD 250 PREMIUM

All our 'Premium' products are designed to be of excellent use in humid areas. The LD 250 in particular, with AquaSafe technology has been designed with a system to protect the top surface of the floor from stagnant humidity even up to 24 hours



TECHNICAL DATA

Effective Measurement **LD 250: 1,287 x 220 x 10mm**
(length x width x thickness) with **All round micro-bevel**



Wear Class: 32



Wear Resistance: AC4




Impact Resistance: IC 2



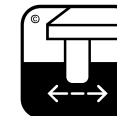
Colour Fastness: Stage 8



Formaldehyd Emissions:
≤ 0.05 ppm



Caster Resistance:
EN 13 329



Shifting Furniture Foot:
EN 13 329

Areas of application: All living areas | Commercial areas with normal wear E.g.: offices, waiting rooms, boutiques | Special requirements apply to treatment rooms & medical practices



www.blauer-engel.de/12176



ALL-ROUNDER

LAMINATE FLOORING MEISTER DESIGN

RD 300S RIGID

- WORRY NO MORE ABOUT WETNESS AND HUMIDITY WHEN THE RD300S IS THERE!

ACTIVE
Active Holdings (Pvt) Ltd

HAVE YOURSPACE FULL OF LIFE

MEISTER

9

Laminate Flooring MeisterDesign.


RD 300S RIGID

Introducing our range of all-purpose flooring which is perfect for all living areas & for commercial areas with heavy wear! This flooring is also suitable for installation in humid/wet areas. What's more? It's 100% Phthalate free!



Effective Measurement **RD 300S: 1,290 x 228 x 5.5mm**
(length x width x thickness) with **All round micro-bevel**

TECHNICAL DATA



Wear Class: 33



Wear Resistance: AC 5



Impact Resistance: IC 3



Colour Fastness: Stage 6



Formaldehyd Emissions: E1



Caster Resistance: EN 425



Shifting Furniture Foot
EN 425

Areas of application: All living areas | Commercial areas with heavy wear E.g.: department stores, public buildings | Suitable for humid/ wet areas (bathrooms) | Not suitable for outdoor areas, showers, public washrooms etc. | Special requirements apply to treatment rooms & medical practices



THE MIGHTY PARQUET

PARQUET FLOORING BY MEISTER

LONG LIFE


- THE ALL IMPROVED, RESILIENT & PRESSURE RESISTING PARQUET FLOORING IS THE TREND TO FOLLOW!

MEISTER

Parquet Flooring

MEISTER PARQUET.LONG LIFE

With the dimensionally stable HDF layer, our Parquet floors can be the best fit for any dry living area or commercial area with normal wear. Specially made to withstand pressure, absorb noise and stay resilient for longer periods of time, a Parquet floor will definitely be a life-altering experience.



a. Weartec® Nature surface

b. Fine wood wear layer

c. HDF Middle layer

d. Backing

Effective Measurement **PARQUET: 2,400 x 200 x 13mm**
(length x width x thickness) with **All round micro-bevel**



Fire Behaviour :D fl-s1



Formaldehyd Emissions:
< 0.05 ppm



Footfall Noise Reduction:
25.17dB

Areas of application: All living areas | Commercial areas with heavy wear E.g.: department stores, public buildings | Suitable for humid/ wet areas (bathrooms) | Not suitable for outdoor areas, showers, public washrooms etc. | Special requirements apply to treatment rooms & medical practices



Parquet Flooring


MEISTER PARQUET.LONG LIFE

STABLE

Longlife parquet is extremely durable and very resilient. This is ensured by an extremely dimensionally stable and high quality HDF (HDF = High Density Fibreboard) middle layer. It stabilises the surface and makes it largely impervious to pressure. The press-in behaviour responds much better to mechanical pressure loads than parquet flooring with a standard spruce middle layer.



Standard parquet flooring with spruce middle layer (Oak covering layer: 3.6 mm)



MEISTER Longlife parquet HDF middle layer (Oak covering layer: 2.5 mm)

QUIET

Our parquet reduces noise from developing with a very simple principle: greater mass produces less vibrations. By using a HDF middle layer the plank's own weight is increased by approx. 50 percent. The result: less vibrations, less room noise – more quiet.



| Approx. 50% greater own weight
| Spruce middle layer (approx. 540 kg/m³)



| HDF middle layer (approx. 800 kg/m³)

**MORE FACTS ABOUT OUR
FINEST-QUALITY PRODUCTS!**

MEISTER

ACTIVE
Active Holdings (Pvt) Ltd

ECOLOGICAL

Our entire flooring range contains a variety of designs & decors, almost entirely made out using natural resources.

DURABLE

Perfect to withstand daily wear & tear, our flooring are made for durable usage!

STAIN-RESISTANT

All kinds of spills and splashes can easily be removed from our floors using acetone, thinner or alcohol. Nothing to worry about!

SCRATCH-RESISTANT

Don't worry about pets or any other micro-scratches & abrasions since the special Diamond Pro Surface makes our floors completely scratch resistant!

COLOUR-FAST

Despite being exposed to direct sunlight, our floors retain their original decor for years and will look as good as new on any given day!

SIMPLE & STRAIGHTFORWARD

Active Holdings offers you superior quality laminate flooring that are both technically and aesthetically enhanced with MeisterDesign technology. As such, our laminate floors make the perfectly durable, low-maintenance choice for every room in your household or for commercial areas with normal wear (ex: offices). The "Diamond Pro" surface finish increases resistance against all types of scratches and abrasions while the "Anti-static" feature protects against electric charging, attracting less dirt. All types of spills and stains, including paint, oil or varnish can be easily wiped off. Being colour-fast and heat-resistant, our floors retain their original decor for as long as you can imagine!

DECEPTIVELY REALISTIC; A DIFFERENCE TO BE EXPERIENCED

What really makes us stand out from the rest is the authentic feel that our floors provide. Our range of laminate floors with their specially embossed surfaces makes it feel like you are actually experiencing the texture of real-wood with the wood pores, filled knots and cracks. The attention to detail and the commitment to gifting an authentic experience to all our customers is further shown in the different depths and degrees of gloss, characterising the varying pore structures.

COMPREHENSIVE HUMIDITY PROTECTION

Our floors are well equipped to withstand humidity thanks to the AquaSafe and AquaSafe + technologies incorporated into the products. This makes our floors an ideal addition to adorn your bathrooms! The melamine resin surface is fully waterproof by nature and our renowned click system creates a tight seal around joints, preventing the ingress of moisture. Our laminate floors are also equipped with an anti-swelling base board which provides upto 24hour protection in standing moisture (with AquaSafe System +) or upto 4 hours protection (with AquaSafe System)

AQUASAFE SYSTEM, AQUASAFE+ SYSTEM



Our laminate flooring comes with the special quality of water resistance (except for the LC 55 and LD 55) enabled by the AquaSafe & AquaSafe+ systems' comprehensive protection against humidity. This prevents moisture on the flooring through:


Surface protection – The absolute waterproof aspect is created naturally by the melamine resin surface of our laminate flooring

AquaStop edge impregnation & joint tightness –

Our flooring are permanently and tightly sealed by the specially developed and patented geometry of the click profile, together with the AquaStop edge impregnation feature.

Anti-swelling base board – Due to the Anti-swelling base board in our laminate flooring, swelling is largely prevented even in the event of contact with water. Our AquaSafe base board grants 4 hours of protection at stagnant humidity while our AquaSafe+ base board has the enhanced capability to provide a 24-hour protection to the flooring range against humidity

ANTI-STATIC FINISH



Static electricity is something that is commonly experienced generally when handling metal objects. It tends to discharge on metal, and you too may have encountered static electricity before, at instances like touching a door handle. Our laminate flooring range (except for the LC 55 and LD 55) comes with a special Anti-static finish which minimizes the development of this static electricity.

ANTI BACTERIAL SURFACE



Bringing optimal protection with the Anti Bacterial Surface, our floors are 100% germ-free and completely safe for your children. It is perfectly alright for your kids to crawl & play on these floors without any risk of contracting allergies or illnesses!

DIAMOND PRO SURFACE



The special surface of our laminate flooring provides additional protection against wear while enhancing its resistance to not only scratches but also micro-scratches as well as abrasion.

(Our laminate flooring range except for the LC 55 and LD 55, comes with this special Diamond Pro Surface)

ACTIVE

Active Holdings (Pvt) Ltd

No: 04, Kandawatta Road,
Nugegoda Sri Lanka
+94 11 282 0327 | +9477 234 3349
activeholdings2@gmail.com
www.activeholdings.lk